

ECLIPSE UNDERMOUNT

Easy-Close 3135EC/3160EC
Commercial Grade Soft-Close Undermount

- BHMA and AWE certified
- Reliable soft-close action
- Supports drawers up to 60" wide
- Multiple drawer adjustment features
- Up to 100 lb. load rating



ECLIPSE UNDERMOUNT

Easy-Close 3135EC/3160EC

The enhanced Eclipse 3135EC and 3160EC were engineered specifically for commercial grade applications that require an under-mount slide with flawless movement and superior soft-close action. These slides give you the flexibility to construct drawers up to 60" wide. Easy to install and adjust, the Eclipse is a slide you can set and forget. Minimized drawer sagging and migration produces a consistent, reliable experience time after time.

Applications include retail fixtures, hospitals, medical facilities, institutional casework and high-end residential.

Features & Benefits

- **Commercial grade** undermount.
- **100-pound** load rating.
- **Interior Easy-Close** reduces envelope of product.
- **Easy-Close mechanism** consistently brings drawers to a gentle close.
- **Fluid Dampener** resists slams without adding bounce-back.
- **Lower Spacer Clip** reduces drag and side-to-side movement.
- **Improved** full extension movement.
- **Multiple drawer front adjustment** features horizontal, vertical, and front-to-back adjustments for ease of installation.

3135EC

- **ADA Compliant** with 4.8lbs. of pull force
- **Drawers up to 30"**
- **Front face frame holes** sized for wood screws

3160EC


- **Drawers 41" to 60"** wide with Cable System (included) and Wide Drawer Stabilizer Kit (additional)
- **Wide Drawer Stabilizer Kit** minimizes racking on wide drawers between 41" and 60"; stabilizes and prevents side-to-side movement

Availability

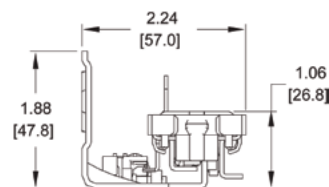
- **Lengths:** Even lengths 12"-28", plus 15" and 21"
- **Finishes:** zinc



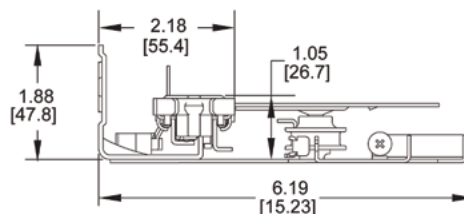
Authorized Distributor



3160EC shown



3135EC cross section



3160EC cross section

Optional Kits

Compatible with 3135EC only

- Slotted Rear Face Frame Bracket P/N 4180-0656-XE
- Drill Jig P/N 4180-0568-XE
- Bottom Mount Bracket P/N 4180-0569-XE
- Tool Kit P/N 4180-0603-XE
- Inset Face Frame Bracket P/N 4180-0604-XE
- Inset Face Frame Bracket (Bottom) P/N 4180-0605-XE

Compatible with 3160EC only

- Wide Drawer Stabilizer kit PN 4180-0753-XE

Compatible with both 3135EC and 3160EC

- Standard Lever Disconnect PN 4180-0747-XE

Accuride®

12311 Shoemaker Avenue
Santa Fe Springs, CA 90670
562.903.0200 • fax: 562.903.0208
www.accuride.com

© 2017 Accuride International Inc. SS-AC2759-AN2.5M-0217



Accuride printed materials are printed with soy-based inks.
Printed on paper that contains recycled materials and
conforms to the latest sustainable arboriculture guidelines.

Follow us:

